

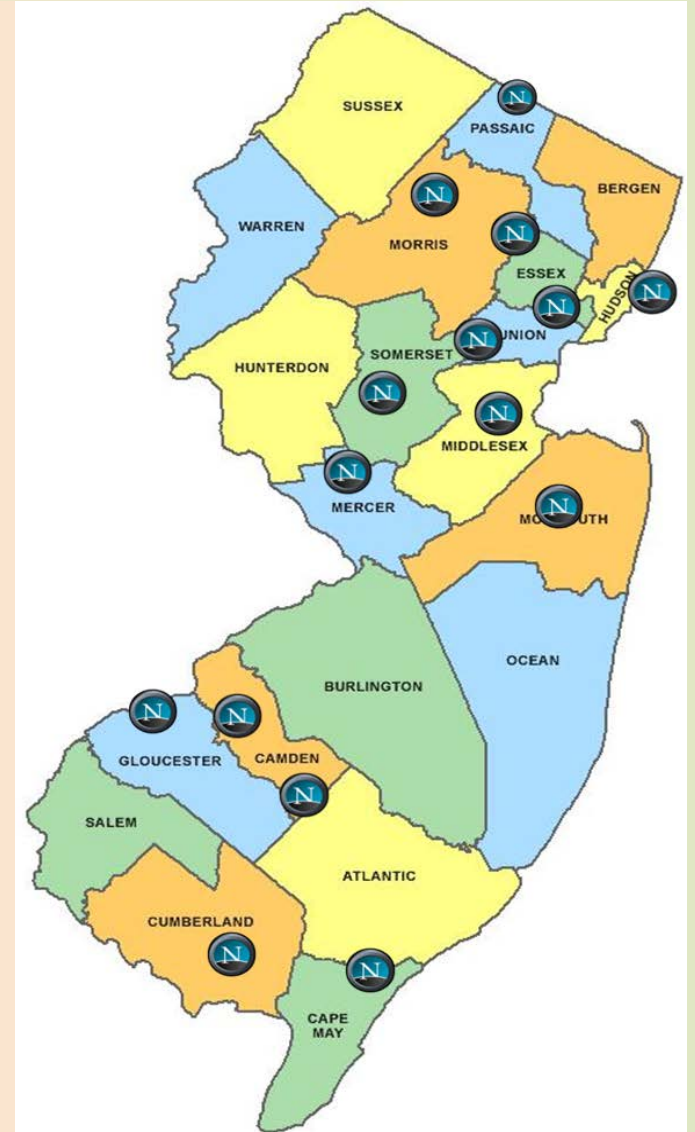
# LINKAGE TO CARE DATA 2012-2015

SHWETHA KAMATH, HIV PREVENTION, NJDOH, DHSTS

May 10, 2016

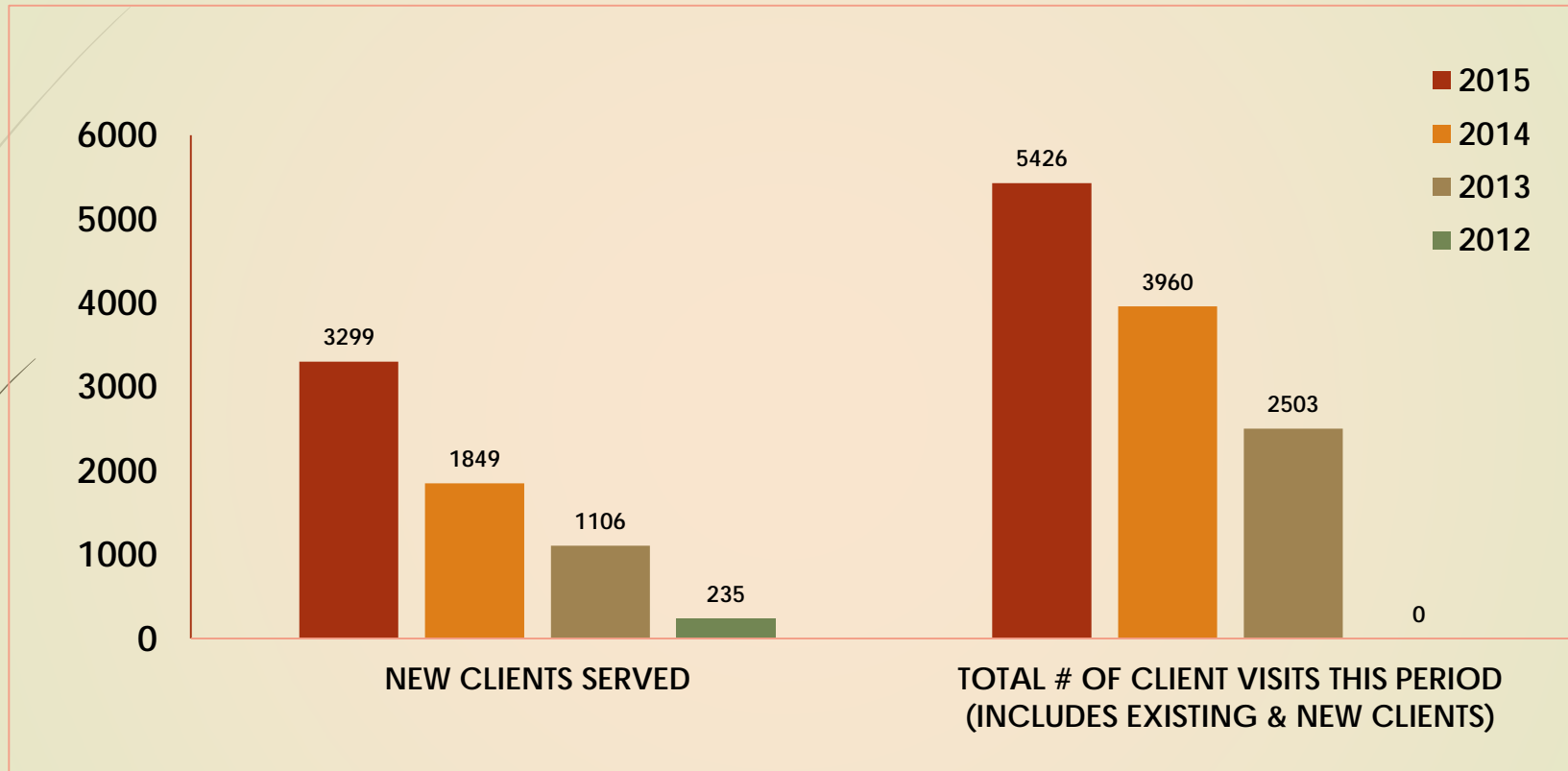
## Linkage to Care Navigator Programs

- **Atlanticare Regional Medical Center, Atlantic City**
- **Complete Care Health Network, Glassboro**
- **Cooper Health System, Camden**
- **Eric B. Chandler Health Center, Middlesex**
- **Henry J. Austin Health Center, Mercer**
- **Jersey City Medical Center, Hudson**
- **Jersey Shore Medical Center, Monmouth**
- **Kennedy EIP Clinic, Camden**
- **Morristown Medical Center, Morris**
- **Rutgers Medical School, Newark**
- **St. Joseph's Medical Center, Paterson**
- **St. Michael's Medical Center, Essex**
- **Trinitas Medical Center, Union**
- **Zufall Health Center, Morris and Somerset**



# Linkage to Care Data

## CLIENTS SERVED



	2015	2014	2013	2012
<b>NEW CLIENTS SERVED</b>	<b>3299</b>	<b>1849</b>	<b>1106</b>	<b>235</b>
<b>TOTAL # OF CLIENT VISITS THIS PERIOD (INCLUDES EXISTING &amp; NEW CLIENTS)</b>	<b>5426</b>	<b>3960</b>	<b>2503</b>	<b>N/C</b>

# Linkage to Care Data

## DEMOGRAPHICS

Gender of new clients	2015*		2014		2013		2012	
	N	%	N	%	N	%	N	%
Female	542	31%	656	35%	383	35%	73	31%
Male	1192	68%	1181	64%	708	64%	160	68%
Transgender	22	1%	12	1%	15	1%	2	1%
Age in years of new clients	N	%	N	%	N	%	N	%
<= 13 Years	5	0%	10	1%	3	0%		
18-25 years	182	10%	244	13%	168	15%	50	21%
26-35 years	400	23%	417	23%	264	24%	42	18%
36-45 years	348	20%	381	21%	248	22%	63	27%
46-55 years	549	31%	518	28%	300	27%	60	26%
56-65 years	238	13%	241	13%	98	9%	17	7%
66+ years	33	2%	38	2%	24	2%	3	1%
* Positive patients only								

# Linkage to Care Data

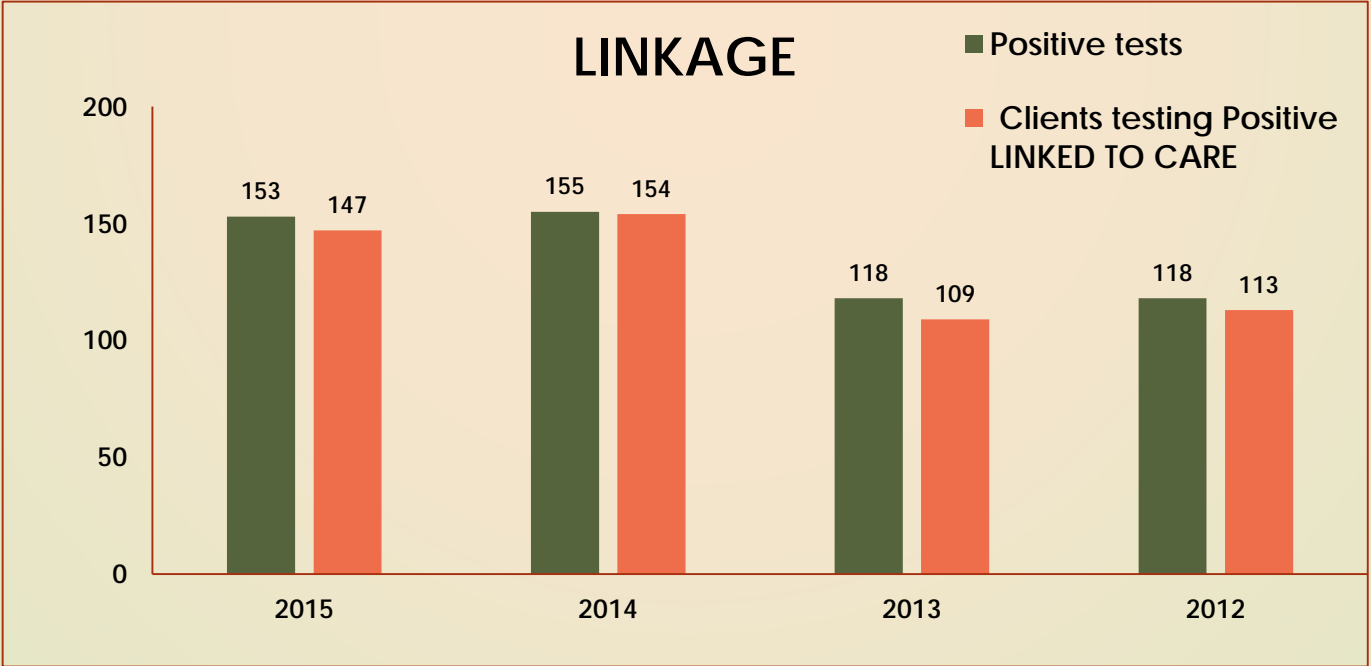
## DEMOGRAPHICS

Race of New Clients	2015*		2014		2013		2012	
	N	%	N	%	N	%	N	%
White	598	34%	557	30%	341	31%	54	23%
Black / African American	1053	60%	1211	65%	678	61%	146	62%
Asian	18	1%	14	1%	12	1%	1	0%
Other /Unknown/Not reported	96	5%	67	4%	75	7%	34	14%
Ethnicity of New Clients	N	%	N	%	N	%	N	%
Hispanic Origin	441	25%	399	22%	239	22%	40	17%
* Positive patients only								

# Linkage to Care Data

## TESTING AND LINKAGE

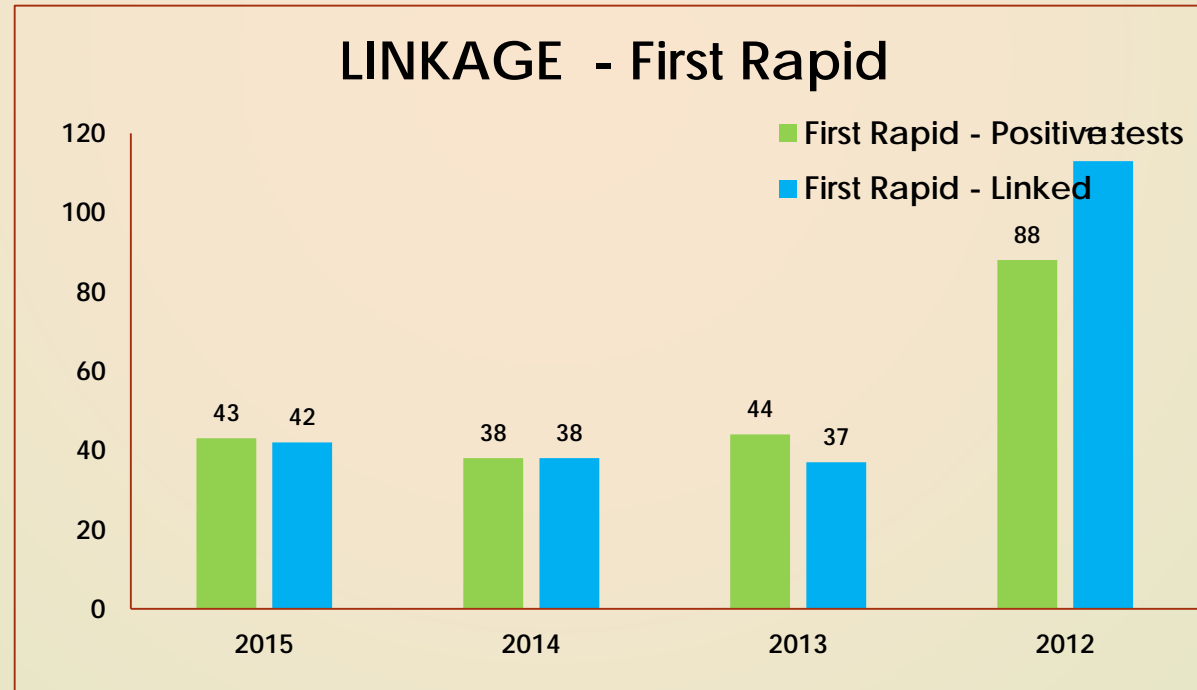
Summary of All Testing Activity	2015		2014		2013		2012	
	N	%	N	%	N	%	N	%
Total Number of Tests	1399		1391		1153		403	
Total Number of Tests-POSITIVE	153	11%	155	11%	118	10%	118	29%
Clients Testing Positive LINKED TO CARE	147	96%	154	99%	109	92%	113	96%



# Linkage to Care Data

## TESTING AND LINKAGE – First Rapid

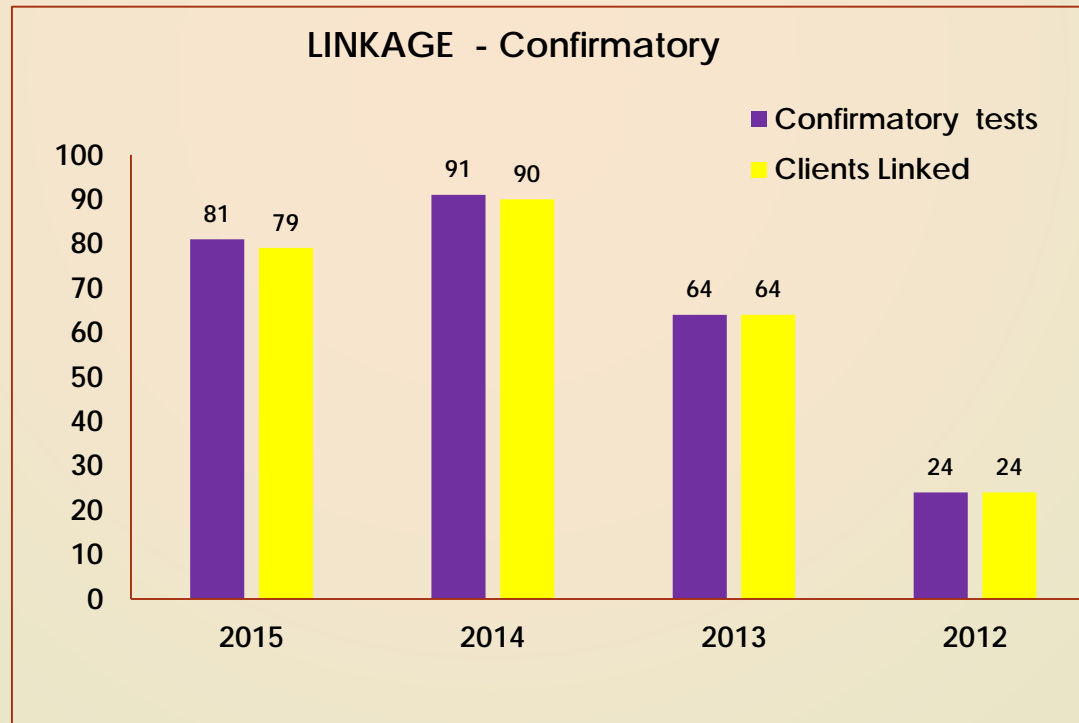
FIRST RAPID TESTS	2015		2014		2013		2012	
	N	%	N	%	N	%	N	%
Total high-risk first-time tests	1252		996		821		337	
Clients Testing Positive	43	3%	38	4%	44	5%	88	26%
Clients Testing Positive LINKED TO CARE	42	98%	38	100%	37	84%	83	94%



# Linkage to Care Data

## TESTING AND LINKAGE - Confirmatory

CONFIRMATORY TESTS	2015		2014		2013		2012	
	N	%	N	%	N	%	N	%
2nd Rapid / Viral Load	84		92		67		24	
Clients Testing Positive	81	96%	91	99%	64	96%	24	100%
Clients Testing Positive LINKED TO CARE	79	98%	90	99%	64	100%	24	100%

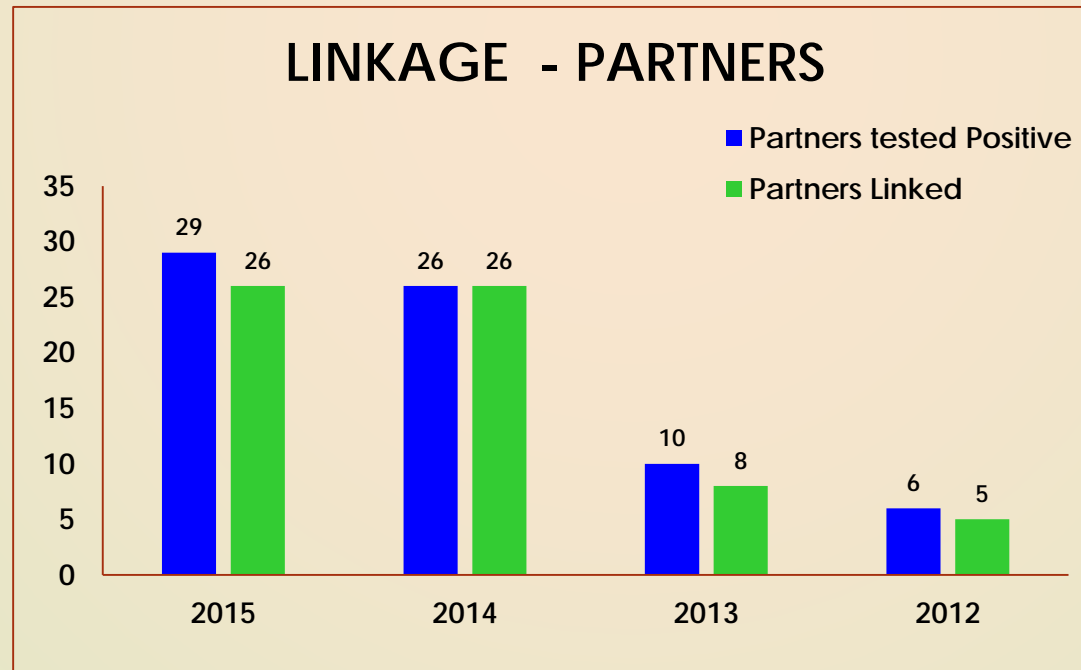




# Linkage to Care Data

## TESTING AND LINKAGE -Partners

PARTNER TESTS	2015		2014		2013		2012	
	N	%	N	%	N	%	N	%
Partners Tested	118		303		261		42	
Partners Testing Positive	29	25%	26	9%	10	4%	6	14%
Partners Testing Positive LINKED TO CARE	26	90%	26	100%	8	80%	5	100%



## Linkage to Care Data

### PREVIOUS POSITIVES – RE-ENGAGEMENT

RE-ENGAGEMENT	2015	2014	2013	2012
	N	N	N	N
<b>HIV POSITIVE CLIENTS SERVED</b>	<b>1765</b>	<b>1350</b>	<b>647</b>	<b>249</b>
<b>Positive clients previously in care, but not in care during last six months, and linked to care = RE-ENGAGED</b>	<b>843</b>	<b>997</b>	<b>521</b>	<b>131</b>

# Linkage to Care Data

## OTHER SERVICES

OTHER SERVICES	2015	2014	2013	2012
	N	N	N	N
Treatment adherence counseling sessions conducted	2575	2444	1690	218
Prevention counseling sessions conducted	2374	2302	1592	408
Clients referred to community prevention services	1006	384	482	15



QUESTIONS?



THANK YOU