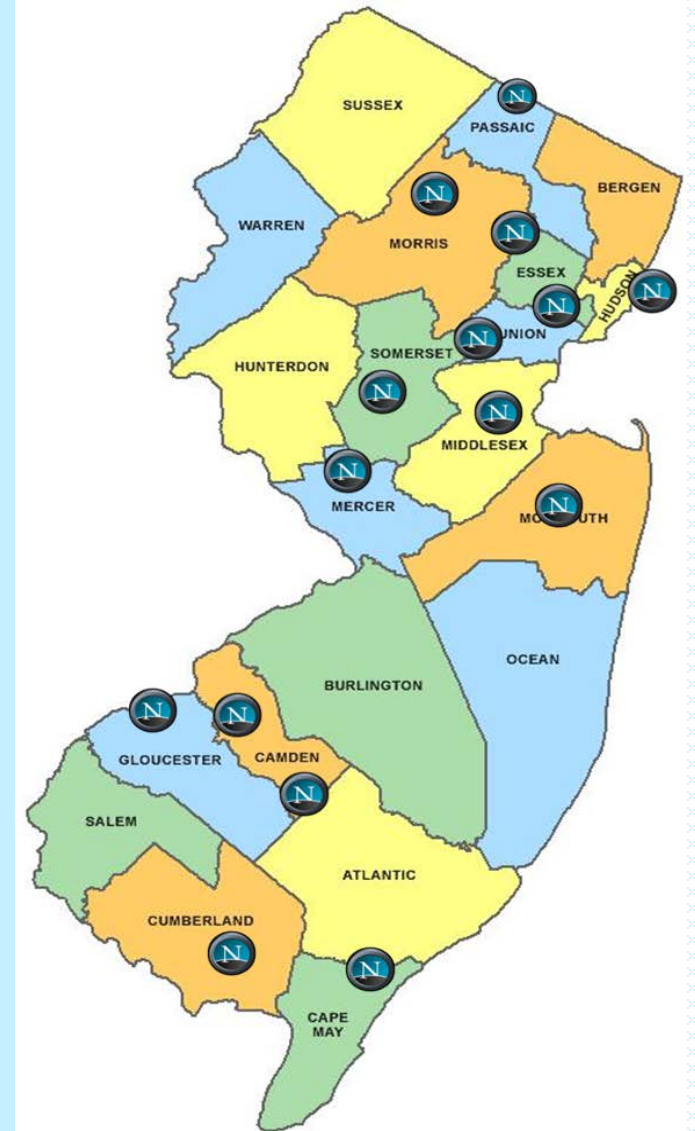


# **LINKAGE TO CARE DATA 2012-2016**

**SHWETHA KAMATH, HIV PREVENTION, NJDOH, DHSTS  
May 16, 2017**

# New Jersey Linkage to Care Navigator Programs

- **Atlanticare Regional Medical Center, Atlantic City**
- **Complete Care Health Network, Glassboro**
- **Cooper Health System, Camden**
- **Eric B. Chandler Health Center, Middlesex**
- **Henry J. Austin Health Center, Mercer**
- **Jersey City Medical Center, Hudson**
- **Jersey Shore Medical Center, Monmouth**
- **Kennedy EIP Clinic, Camden**
- **Morristown Medical Center, Morris**
- **Rutgers Medical School, Newark**
- **St. Joseph's Medical Center, Paterson**
- **St. Michael's Medical Center, Essex**
- **Trinitas Medical Center, Union**
- **Zufall Health Center, Morris and Somerset**



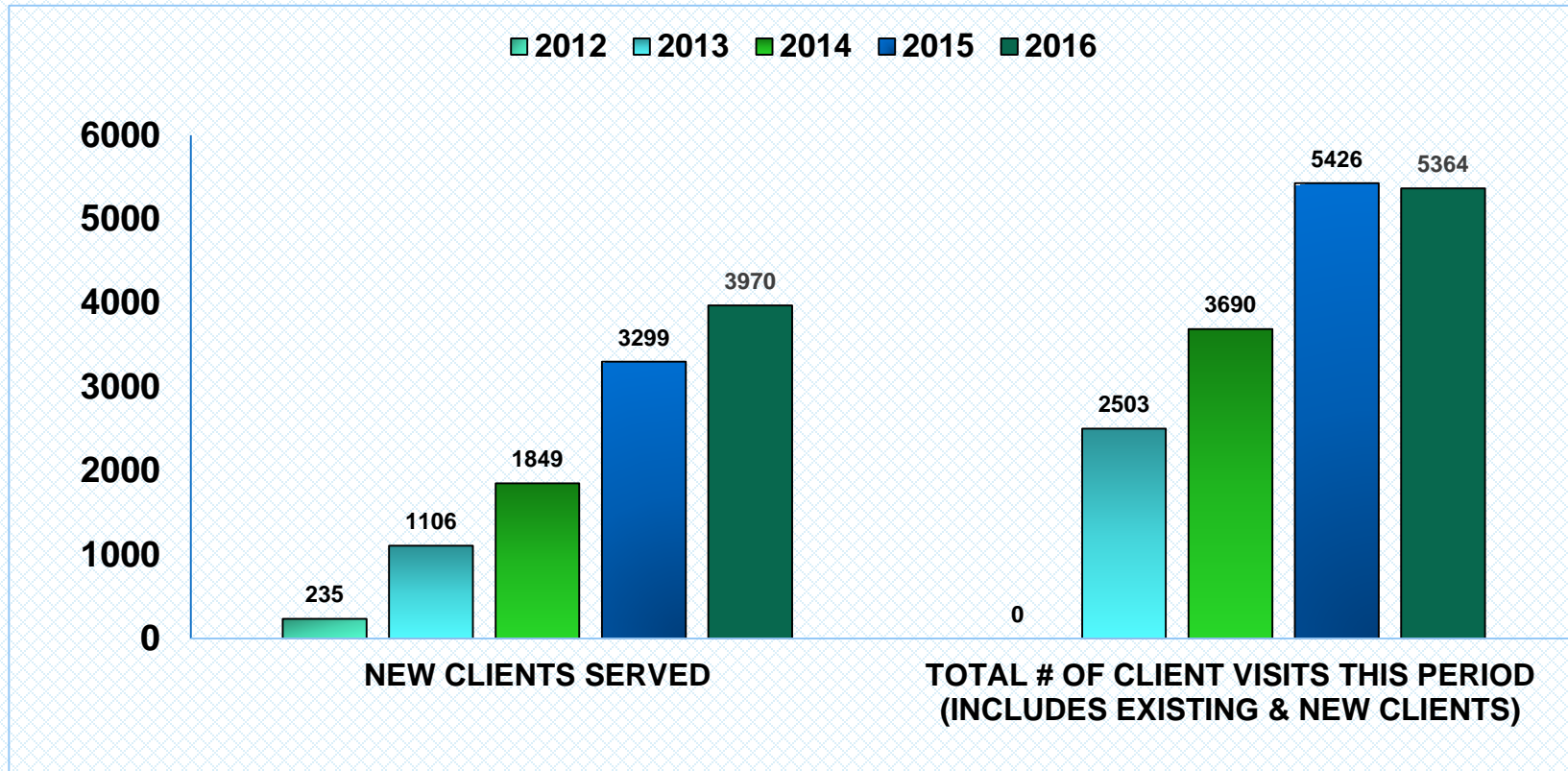
# Linkage to Care Data

## OVERVIEW 2016

- **3970** NEW clients served (1634 HIV positive and 2336 HIV negative)
- **5364** client visits (including existing and new clients)
- **4376** unduplicated clients served (2040 new and existing HIV patients)
- **2451** clients tested for HIV tests (115 positive and 109 linked to medical care)
- **200** partners of HIV patients tested (17 positive and 14 linked to medical care)
- **828** HIV patients who were out of care for six months or longer were reengaged
- In addition, **715** previously tested and out of care HIV patients were linked

# Linkage to Care Data

## CLIENTS SERVED



	2012	2013	2014	2015	2016
<b>NEW CLIENTS SERVED</b>	<b>235</b>	<b>1106</b>	<b>1849</b>	<b>3299</b>	<b>3970</b>
<b>TOTAL # OF CLIENT VISITS THIS PERIOD (INCLUDES EXISTING &amp; NEW CLIENTS)</b>	<b>N/C</b>	<b>2503</b>	<b>3960</b>	<b>5426</b>	<b>5364</b>

# Linkage to Care Data

## DEMOGRAPHICS

Gender of new clients	2012		2013		2014		2015*		2016*	
	N	%	N	%	N	%	N	%	N	%
Female	73	31%	383	35%	656	35%	542	31%	511	32%
Male	160	68%	708	64%	1181	64%	1192	68%	1078	67%
Transgender	2	1%	15	1%	12	1%	22	1%	13	1%
Age in years of new clients	N	%	N	%	N	%	N	%	N	%
<= 18 Years			3	0%	10	1%	5	0%	2	0%
18-25 years	50	21%	168	15%	244	13%	182	10%	169	11%
26-35 years	42	18%	264	24%	417	23%	400	23%	397	26%
36-45 years	63	27%	248	22%	381	21%	348	20%	266	17%
46-55 years	60	26%	300	27%	518	28%	549	31%	429	28%
56-65 years	17	7%	98	9%	241	13%	238	13%	233	15%
66+ years	3	1%	24	2%	38	2%	33	2%	42	3%
* Positive patients only										

# Linkage to Care Data

## DEMOGRAPHICS

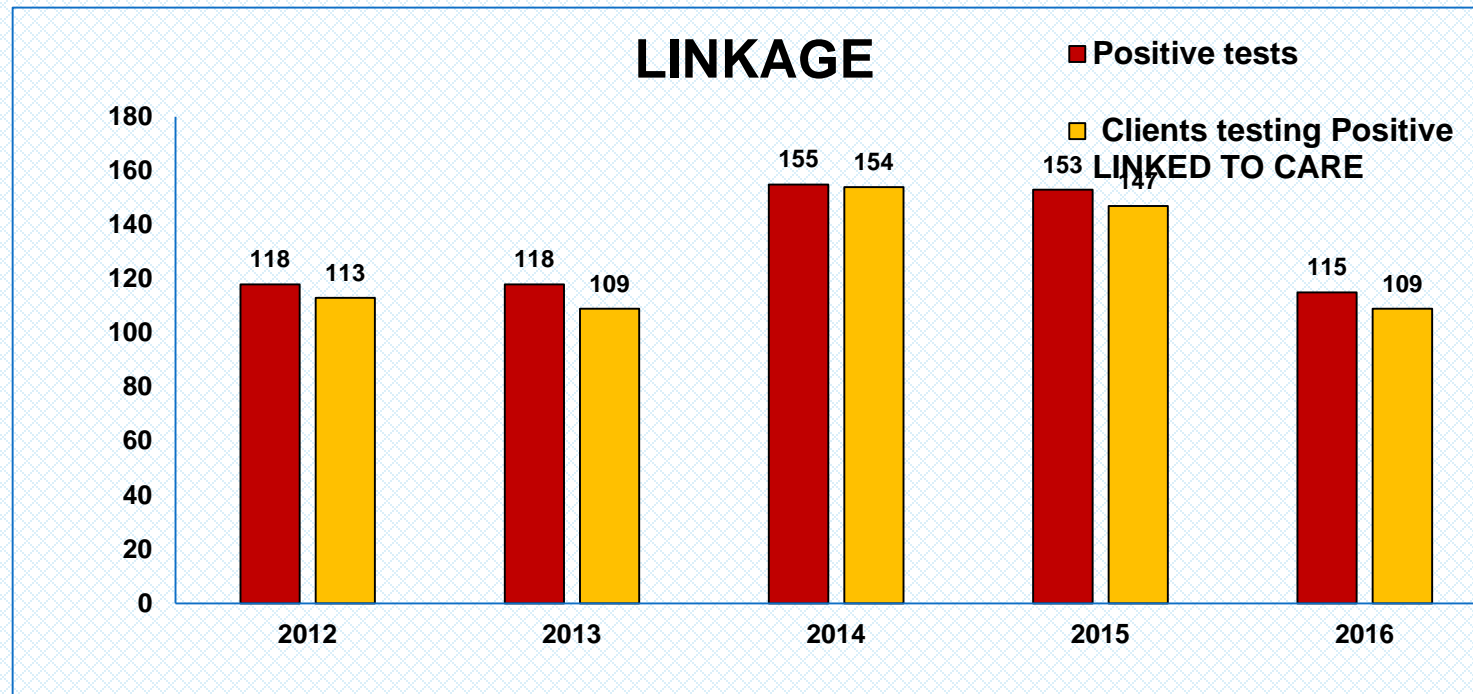
Race of New Clients	2012		2013		2014		2015*		2016*	
	N	%	N	%	N	%	N	%	N	%
White	54	23%	341	31%	557	30%	598	34%	597	37%
Black / African American	146	62%	678	61%	1211	65%	1053	60%	902	56%
Asian	1	0%	12	1%	14	1%	18	1%	15	1%
Other /Unknown/Not reported	34	14%	75	7%	67	4%	96	5%	90	6%
Ethnicity of New Clients	N	%	N	%	N	%	N	%	N	%
Hispanic Origin	40	17%	239	22%	399	22%	441	25%	450	27%

\* Positive patients only

# Linkage to Care Data

## TESTING AND LINKAGE

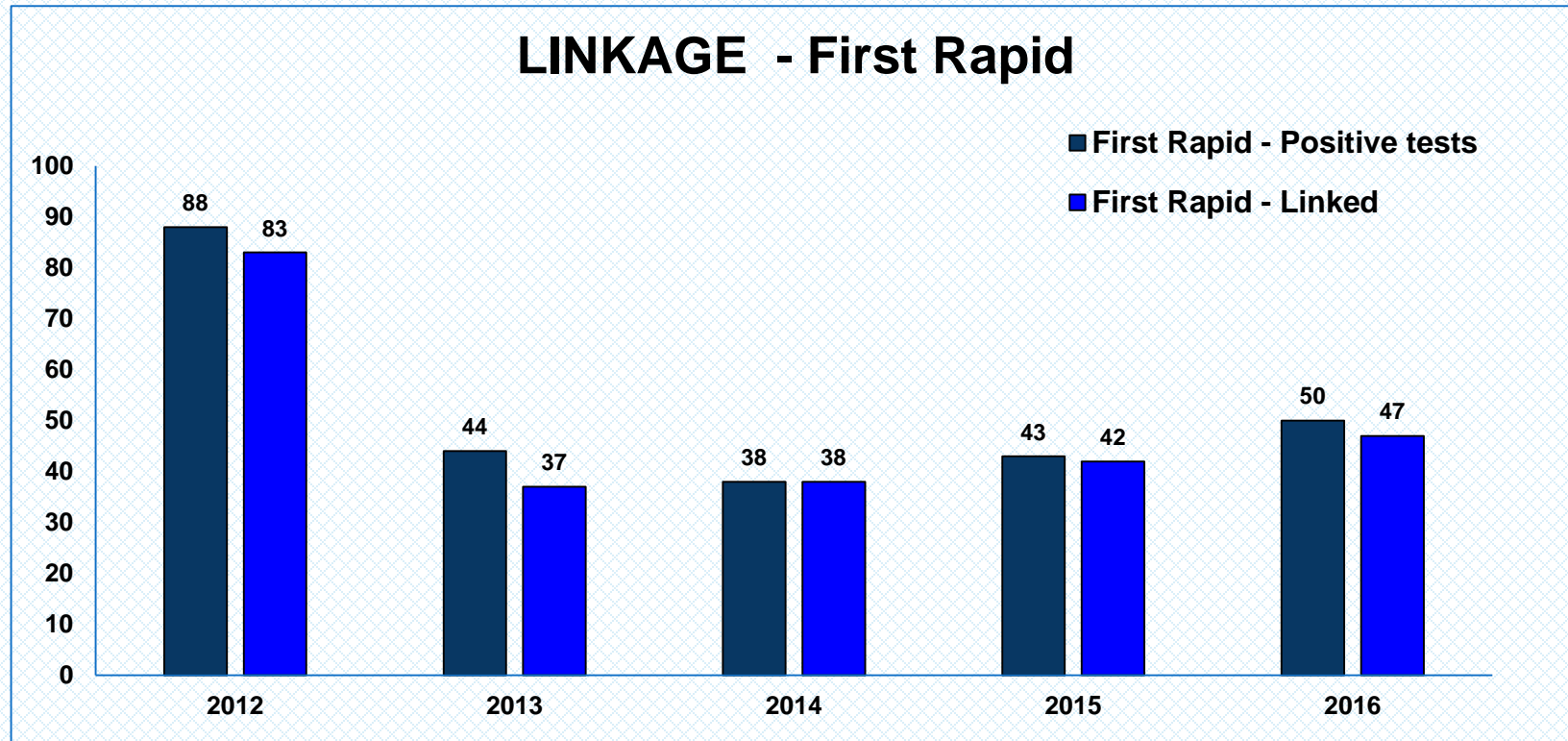
Summary of All Testing Activity	2012		2013		2014		2015		2016	
	N	%	N	%	N	%	N	%	N	%
Total Number of Tests	403		1153		1391		1399		2451	
Total Number of Tests-POSITIVE	118	29%	118	10%	155	11%	153	11%	115	5%
Clients Testing Positive LINKED TO CARE	113	96%	109	92%	154	99%	147	96%	109	95%



# Linkage to Care Data

## TESTING AND LINKAGE – First Rapid

FIRST RAPID TESTS	2012		2013		2014		2015		2016	
	N	%	N	%	N	%	N	%	N	%
Total high-risk first-time tests	337		821		996		1252		2386	
Clients Testing Positive	88	26%	44	5%	38	4%	43	3%	50	2%
Clients Testing Positive LINKED TO CARE	83	94%	37	84%	38	100%	42	98%	47	94%

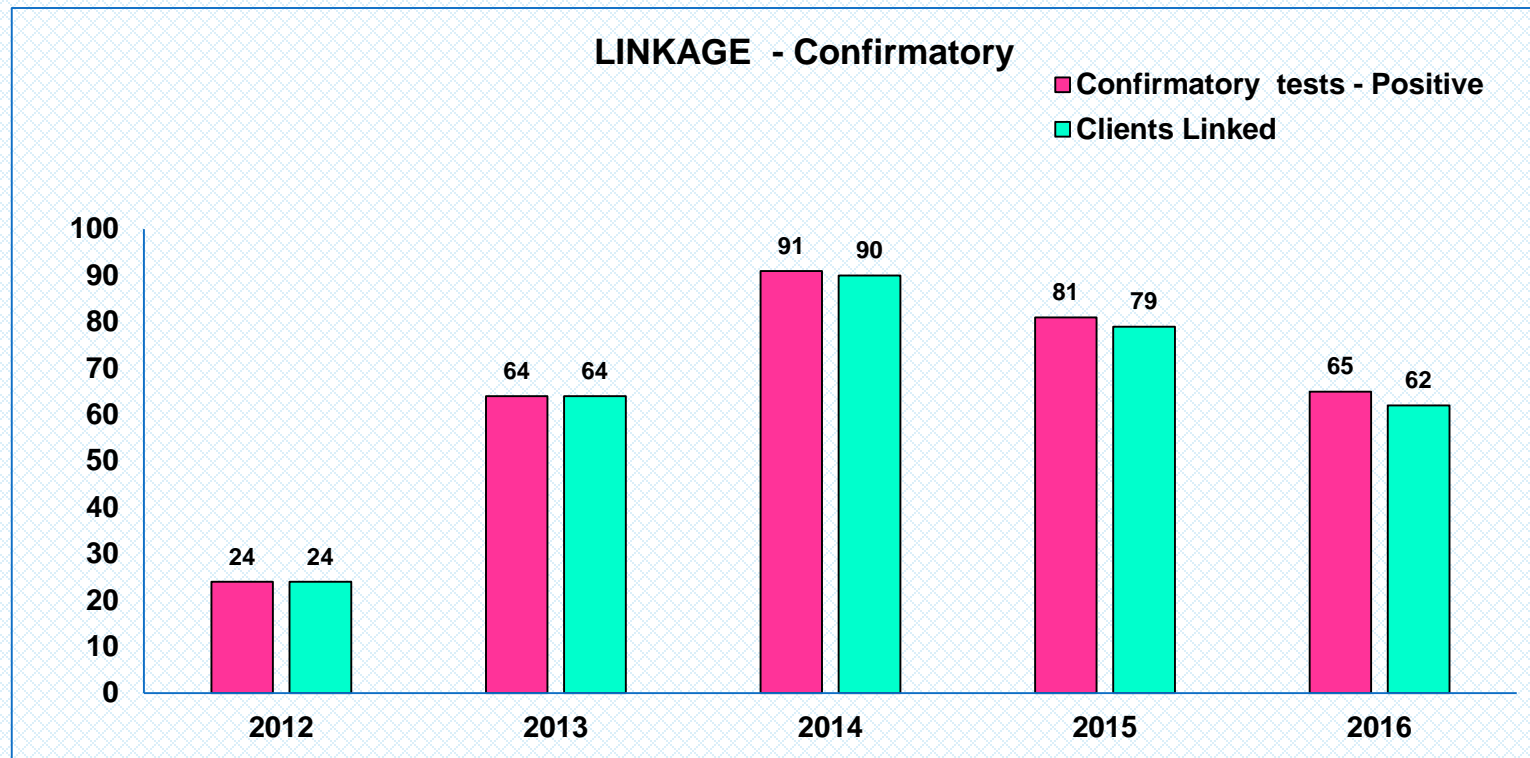




# Linkage to Care Data

## TESTING AND LINKAGE – Confirmatory

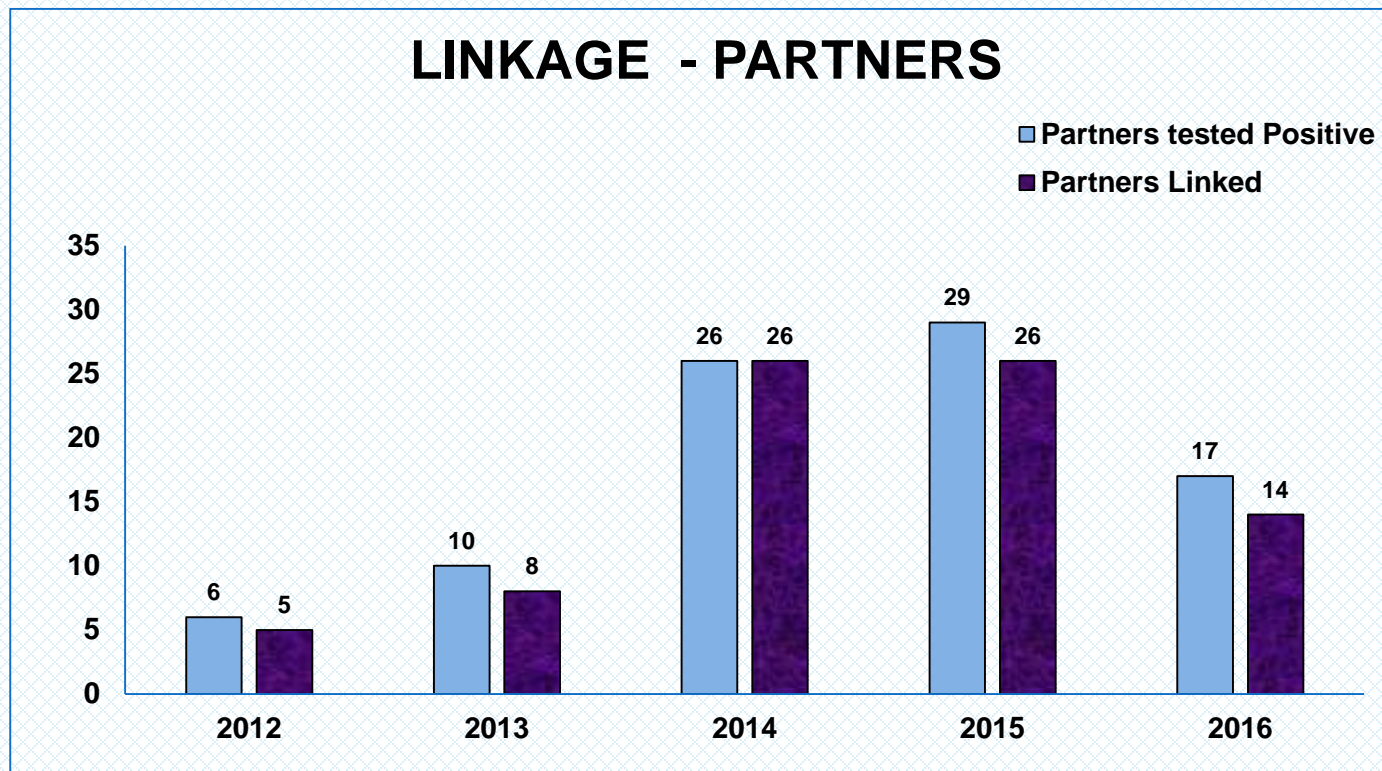
CONFIRMATORY TESTS	2012		2013		2014		2015		2016	
	N	%	N	%	N	%	N	%	N	%
2nd Rapid / Viral Load	24		67		92		84		72	
Clients Testing Positive	24	100%	64	96%	91	99%	81	96%	65	90%
Clients Testing Positive LINKED TO CARE	24	100%	64	100%	90	99%	79	98%	62	95%



# Linkage to Care Data

## TESTING AND LINKAGE -Partners

PARTNER TESTS	2012		2013		2014		2015		2016	
	N	%	N	%	N	%	N	%	N	%
Partners Tested	42		261		303		118		200	
Partners Testing Positive	6	14%	10	4%	26	9%	29	25%	17	9%
Partners Testing Positive LINKED TO CARE	5	100%	8	80%	26	100%	26	90%	14	82%



## Linkage to Care Data

### PREVIOUS POSITIVES – RE-ENGAGEMENT

RE-ENGAGEMENT	2012	2013	2014	2015	2016
	N	N	N	N	N
<b>HIV POSITIVE CLIENTS SERVED</b>	<b>249</b>	<b>647</b>	<b>1350</b>	<b>1765</b>	<b>2040</b>
<b>Positive clients previously in care, but not in care during last six months, and linked to care = RE-ENGAGED</b>	<b>131</b>	<b>521</b>	<b>997</b>	<b>843</b>	<b>828</b>

## Linkage to Care Data

### OTHER SERVICES

OTHER SERVICES	2012	2013	2014	2015	2016
	N	N	N	N	N
Treatment adherence counseling sessions conducted	218	1690	2444	2575	2558
Prevention counseling sessions conducted	408	1592	2302	2374	2190
Clients referred to community prevention services	15	482	384	1006	475
testing					135
Clients referred for Syphilis testing					184
Informed about PrEP					30

QUESTIONS?

THANK YOU